



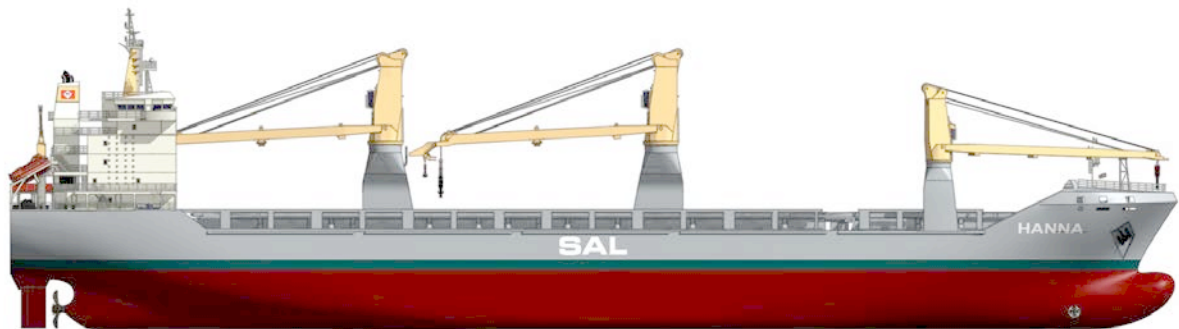
---

## SHIP'S PARTICULARS

TYPE 171

Heavy cargo vessel

---



## SHIP'S PARTICULARS TYPE 171

<b>MV KLARA</b> (2012/05)	<b>Owner:</b> SAL Shipping UG (haftungsbeschränkt) & Co. KG MS Klara
<b>MV LISA</b> (2011/11)	<b>Owner:</b> SAL Shipping UG (haftungsbeschränkt) & Co. KG MS Lisa
<b>MV HANNA</b> (2011/09)	<b>Owner:</b> SAL Shipping UG (haftungsbeschränkt) & Co. KG MS Hanna

<b>Operator:</b>	SAL Heavy Lift GmbH
<b>Technical Manager:</b>	Reedereiverwaltung Heino Winter GmbH & Co. KG
<b>HSE Manager:</b>	SAL Ship Management UG (haftungsbeschränkt) & Co. KG

### Ship's Basic

Type	Heavy Lift Multi-Purpose Dry Cargo Vessel Tweendecker fully variable in up to four positions / single decker equipped with stability pontoon strengthened for heavy cargoes, equipped for the carriage of containers, fitted for the carriage of dangerous goods of all IMO classes
------	--


Shipyard Changjiang Shipping Group Quingshan, China

### Classification

#### KLARA & LISA:

DNV GL  100 A5 E3, G IW ERS BWM SOLAS II-2, Reg. 19  MC E3 AUT

#### HANNA:

BV I  Hull  Mach AUT-UMS, IW, MON-SHAFT, BWE, BWT ICE CLASS 1A

### Dimensions & Main Data

Tonnage GT / NT	15,549 / 6,089	
Deadweight	19,100 mt	
Deadweight (summer)	16,500 mt	
Length o.a.	166.15 m	
Length p.p.	157.96 m	
Beam	22.90 m	
Draft	9.80 m	
Depth mld	13.90 m	
Air draft (keel to highest point)	45.62 m	
Speed @ 85% MCR	17.00 knots	
Deck	113.30 m	x 18.0 m
<u>Tank capacities:</u>	HFO	abt. 1,570 cbm
	GO	abt. 235 cbm
	Ballast	abt. 9,600 cbm
	Freshwater	abt. 192 cbm

### Propulsion

Main Engine	MAN 7L 58/64 CD 9800kW
Aux.-Engines	Caterpillar, 3 x abt. 600 kW
Propeller	Controllable pitch propeller
Bowthruster	1 x 800 kW
Rudder	Freehanging flap type (high efficiency rudder)

### Certification



### Hold & Hatch

Hold & Hatch	2 Holds / 2 Hatches
Hatch cover type	MacGregor hydraulic operated combined folding type
Cargo hold capacity	23,720 m <sup>3</sup> (747,046 cbft)
Floor space under deck	4,281 m <sup>2</sup> (46,080 sqft)
Floor space on deck	1,992 m <sup>2</sup> (21,442 sqft)
Deck strengths per sqm	18.00 mt on tanktop 3.50 mt on tweendeck 5.00 mt on hatchcovers 8.00 mt on pontoon covers (middle of hatch 2)
Tweendeck	Hold 1: 2 heights / Hold 2: 4 heights
Bulkheads	adjustable bulkheads in multiple positions

### Cargo Gear

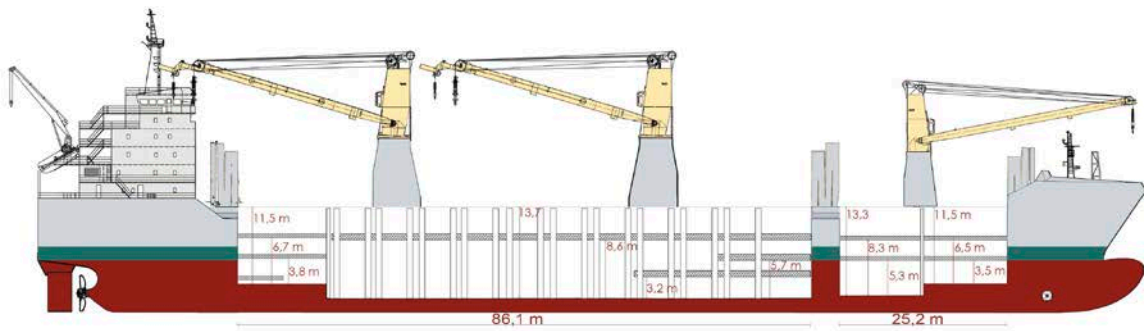
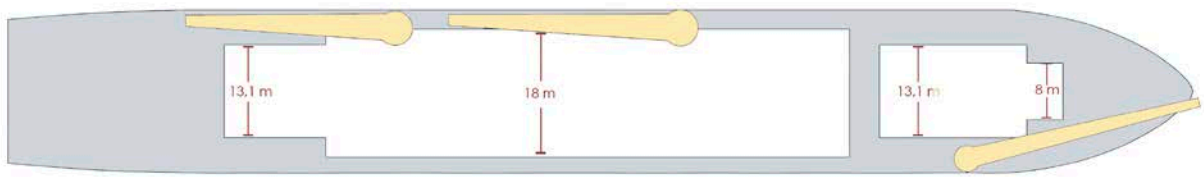
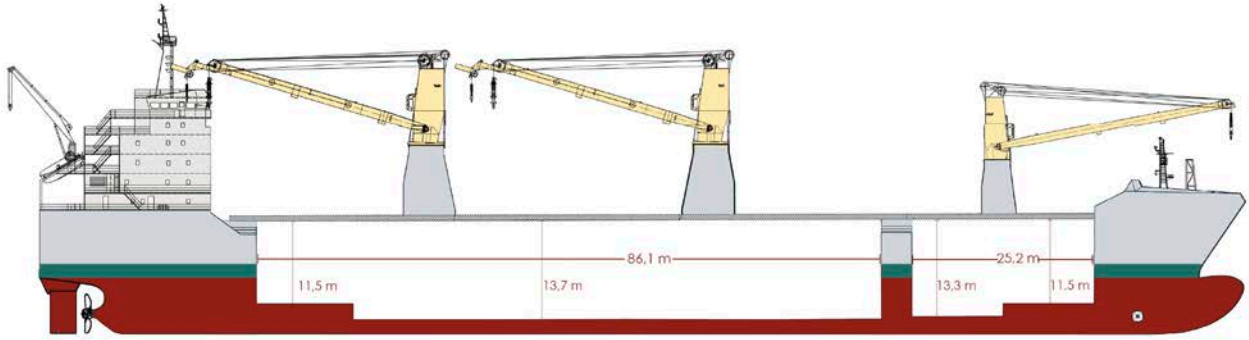
Type	2 x 400 mt NMF (combinable to 800 mt) plus 1 x 120 mt NMF
Situated	2 x 400 mt portside, 1 x 120 mt starboard
Auxiliary hoist	No. 2 & 3: 2 x SWL 40 mt and SWL 5 mt

### Container Capacity

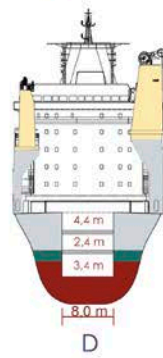
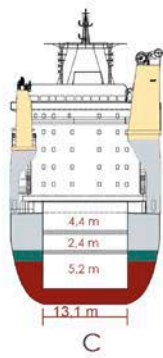
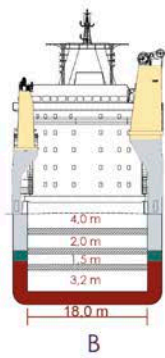
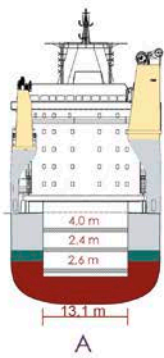
Capacity	20' or 40' + 20'
Hold	487 / 212 / 63
Deck	532 / 213 / 106
Total	1,019 / 425 / 169
TEU at 14 mt	646
Reeferplugs	122
Stackload	20' / 40'
Hold	100 / 135
Deck	60 / 100

### Special Equipment / Features

IMO classes	Fitted for the carriage of dangerous goods of all IMO classes
Other	Grain fitted; Bow thruster; Shaft generator



A B C D



All details are given in good faith but without guarantee of accuracy and completeness